





PVC Insert Fittings

TEE (INSERT)					
	Size (in)			PVC	
				Product Number	Box Qty.
	1/2	1/2	1/2	1401-005	50
	3/4	3/4	3/4	1401-007	50
	1	1	1	1401-010	25
	1-1/4	1-1/4	1-1/4	1401-012	10
	1-1/2	1-1/2	1-1/2	1401-020	10
	2	2	2	1401-020	10
	1/2	1/2	3/4	1401-074	25
	3/4	1/2	1/2	1401-094	25
	3/4	3/4	1/2	1401-101	25
	3/4	3/4	1	1401-102	25
	1	1	3/4	1401-131	25
	1-1/4	1-1/4	3/4	1401-167	25

TEE (INSERT X FIPT)					
	Size (in)			PVC	
				Product Number	Box Qty.
	1/2	1/2	1/2	1402-005	50
	3/4	3/4	3/4	1402-007	50
	1	1	1	1402-010	25
	1-1/4	1-1/4	1-1/4	1402-012	10
	1-1/2	1-1/2	1-1/2	1402-015	10
	2	2	2	1402-020	10
	3/4	1/2	1/2	1402-094	25
	3/4	3/4	1/2	1402-101	25
	1	1	1/2	1402-130	25
	1	1	3/4	1402-131	25
	1-1/4	1-1/4	3/4	1402-167	25
	1-1/4	1-1/4	1	1402-168	25
	1-1/2	1-1/2	3/4	1402-210	10
	1-1/2	1-1/2	1	1402-211	10
	1-1/2	1-1/2	1-1/4	1402-212	10
	2	2	1	1402-249	10

90 DEG ELL (INSERT)				
	Size (in)		PVC	
			Product Number	Box Qty.
	1/2	1/2	1406-005	50
	3/4	3/4	1406-007	50
	1	1	1406-010	25
	1-1/4	1-1/4	1406-012	10
	1-1/2	1-1/2	1406-015	10
	2	2	1406-020	10
	2-1/2	2-1/2	1406-025	10
	3/4	1/2	1406-101	25
	1	3/4	1406-131	25
	1-1/4	1	1406-168	25
	1-1/2	1-1/4	1406-212	10

90 DEG ELL (INSERT X FIPT)				
	Size (in)		PVC	
			Product Number	Box Qty.
	1/2	1/2	1407-005	50
	3/4	3/4	1407-007	50
	1-1/2	1-1/2	1407-015	10
	2	2	1407-020	10
	3/4	1/2	1407-101	50
	1	1/2	1407-130	25
	1	3/4	1407-131	25
	1-1/4	3/4	1407-167	25
	1-1/4	1	1407-168	25
	1-1/2	1	1407-211	10
	1-1/2	1-1/4	1407-212	10
	2	1-1/2	1407-251	10