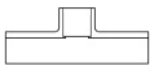
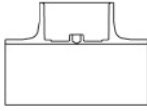
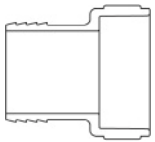
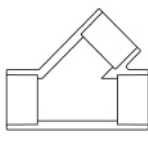


PVC & CPVC Fittings

SNAP-ON SADDLE (IPS O.D. X SOC)				
	Size (in)		PVC Schedule 40	
			Product Number	Box Qty.
	1	1/2	463-005	25
		1	463-010	50
		1-1/4	463-012	50
		1-1/2	463-015	25
		2	463-020	20
	3/4	1/2	463-101	25
		1	463-130	50

SADDLE (IPS O.D. X SOC)				
	Size (in)		PVC Schedule 40	
			Product Number	Box Qty.
	3	1-1/4	463-336	10
		2	463-338	10
	4	1-1/4	463-418	10
	6	4	463-532	5

ADAPTER (INSERT X SOC)				
	Size (in)		PVC Schedule 40	
			Product Number	Box Qty.
	1/2	1/2	474-005	10
		3/4	474-007	4
	1	1	474-010	4
	1-1/4	1-1/4	474-012	3
	1-1/2	1-1/2	474-015	5

WYE (SOC)				
	Size (in)		PVC Schedule 40	
			Product Number	Box Qty.
	2	2	475-020	10
		3	475-030	4
		4	475-040	4
	6	6	475-060	3
		4	475-532	5